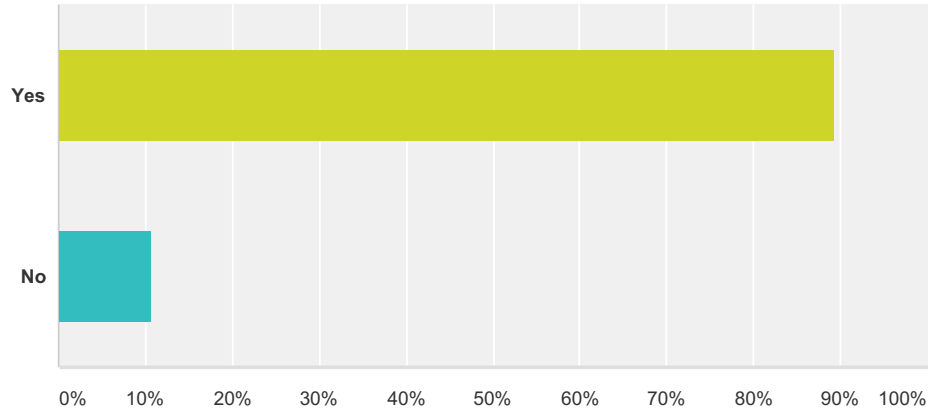


Q1 Should the Neighbourhood Plan identify land for affordable housing to meet local needs?

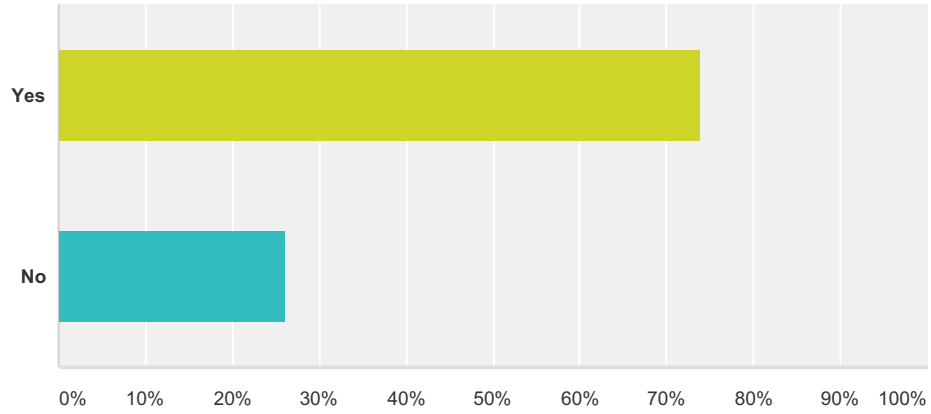
Answered: 103 Skipped: 4



Answer Choices	Responses
Yes	89.32% 92
No	10.68% 11
Total	103

Q2 Should the Neighbourhood Plan identify land for houses for sale on the open market?

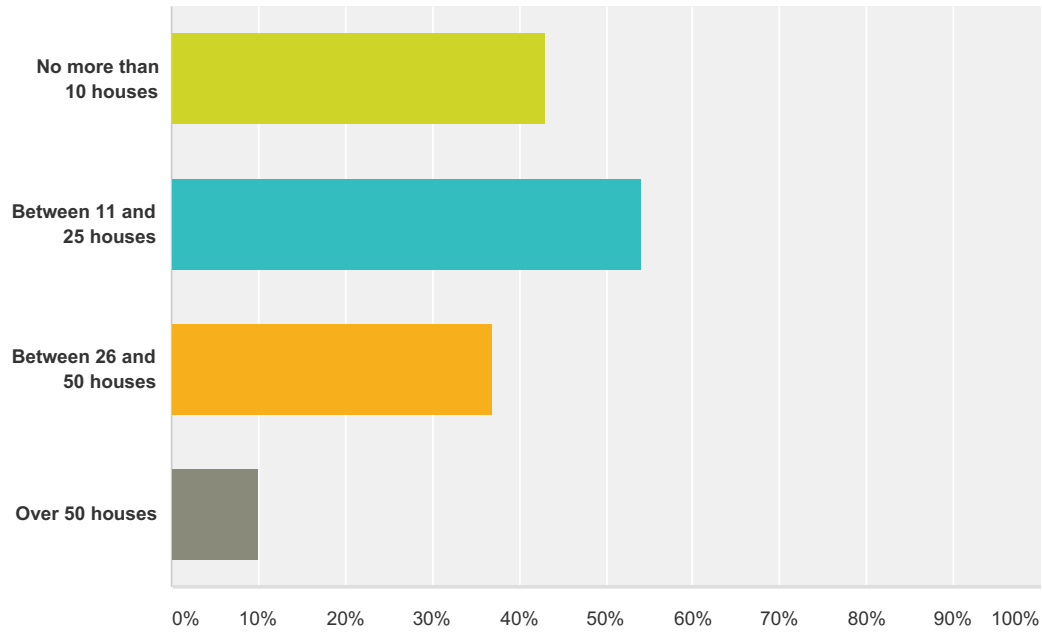
Answered: 100 Skipped: 7



Answer Choices	Responses
Yes	74.00% 74
No	26.00% 26
Total	100

Q3 If the Plan identifies land for housing, what scale of individual housing development schemes in Hartley Wintney should be given priority between now and 2032? (Tick all that apply)

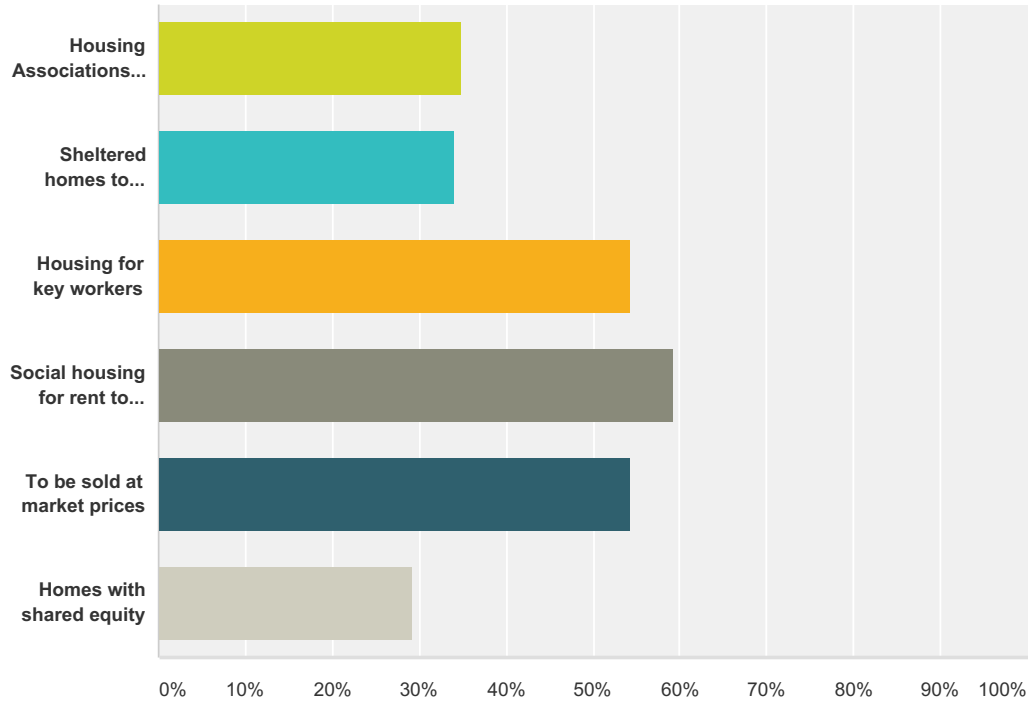
Answered: 100 Skipped: 7



Answer Choices	Responses
No more than 10 houses	43.00% 43
Between 11 and 25 houses	54.00% 54
Between 26 and 50 houses	37.00% 37
Over 50 houses	10.00% 10
Total Respondents: 100	

Q4 If new homes are to be built what type of homes should be given priority? (Tick those you think are most important)

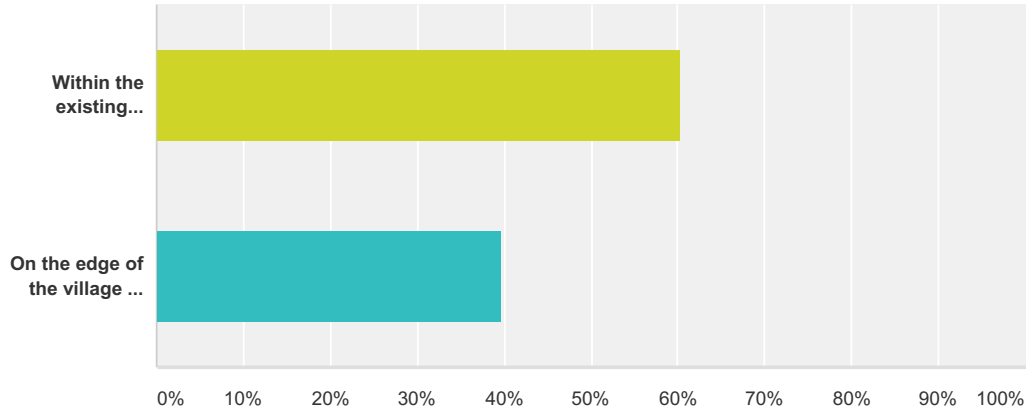
Answered: 103 Skipped: 4



Answer Choices	Responses
Housing Associations to let	34.95% 36
Sheltered homes to buy/rent	33.98% 35
Housing for key workers	54.37% 56
Social housing for rent to local people or on low income	59.22% 61
To be sold at market prices	54.37% 56
Homes with shared equity	29.13% 30
Total Respondents: 103	

Q5 If new homes are to be built, where would you suggest is the best location? (Tick one)

Answered: 96 Skipped: 11



Answer Choices	Responses	
Within the existing development boundary of Hartley Wintney (see map below)	60.42%	58
On the edge of the village or elsewhere in the parish	39.58%	38
Total		96

Q6 Are there any such locations which you think are suitable for new houses?

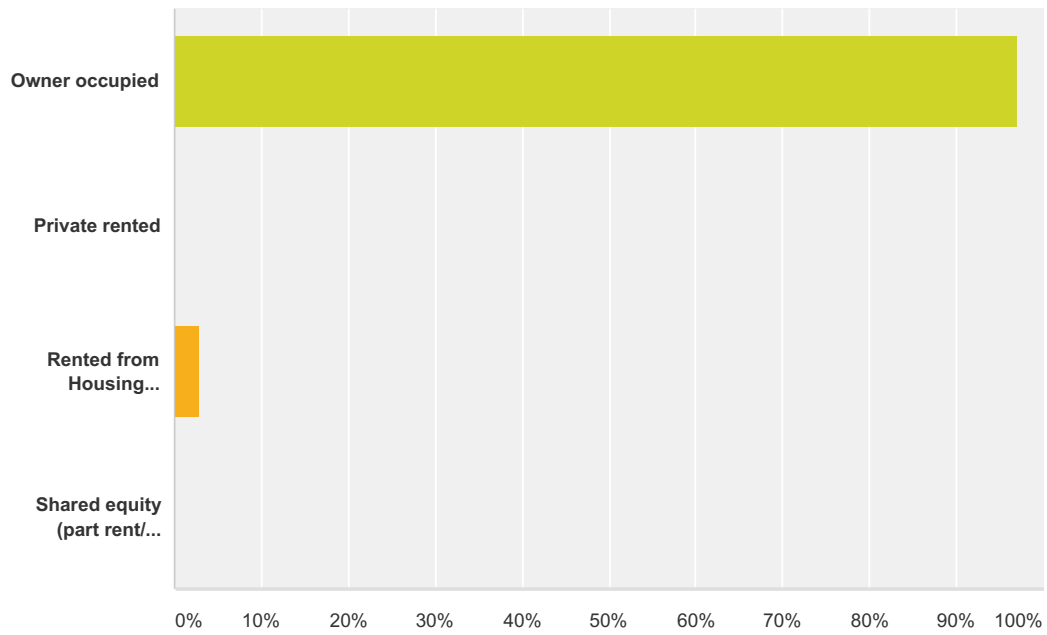
Answered: 44 Skipped: 63

**Q7 Are there any such locations where
houses should not be built?**

Answered: 62 Skipped: 45

Q8 Which best describes the property you are living in (tick One)

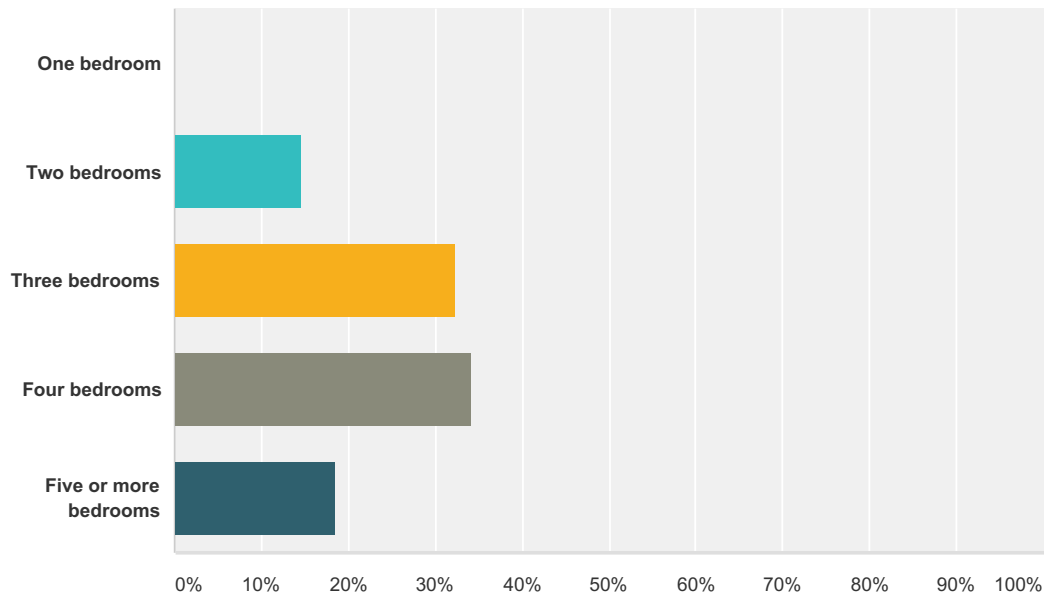
Answered: 100 Skipped: 7



Answer Choices	Responses
Owner occupied	97.00% 97
Private rented	0.00% 0
Rented from Housing Association	3.00% 3
Shared equity (part rent/ part purchase)	0.00% 0
Total	100

Q9 What is the size of the property (please select one answer)

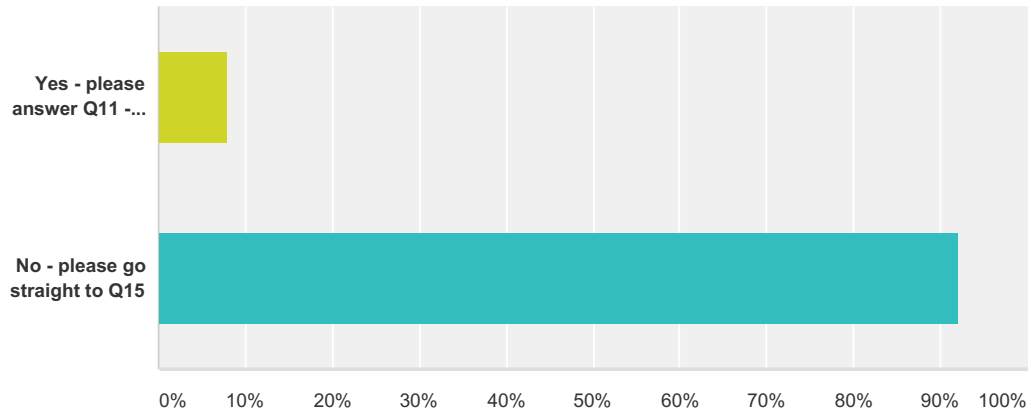
Answered: 102 Skipped: 5



Answer Choices	Responses
One bedroom	0.00% 0
Two bedrooms	14.71% 15
Three bedrooms	32.35% 33
Four bedrooms	34.31% 35
Five or more bedrooms	18.63% 19
Total	102

Q10 Are there any adults or couple(s) living in the property needing their own home in Hartley Wintney parish which they are currently unable to obtain?

Answered: 102 Skipped: 5



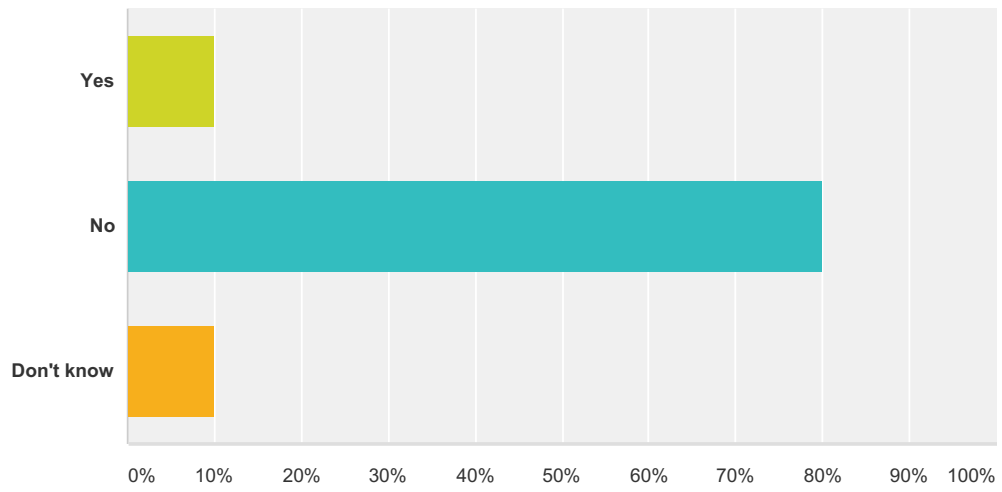
Answer Choices	Responses	
Yes - please answer Q11 - Q14	7.84%	8
No - please go straight to Q15	92.16%	94
Total		102

Q11 If yes, how many people?

Answered: 7 Skipped: 100

Q12 Are they currently registered with Hart District Council?

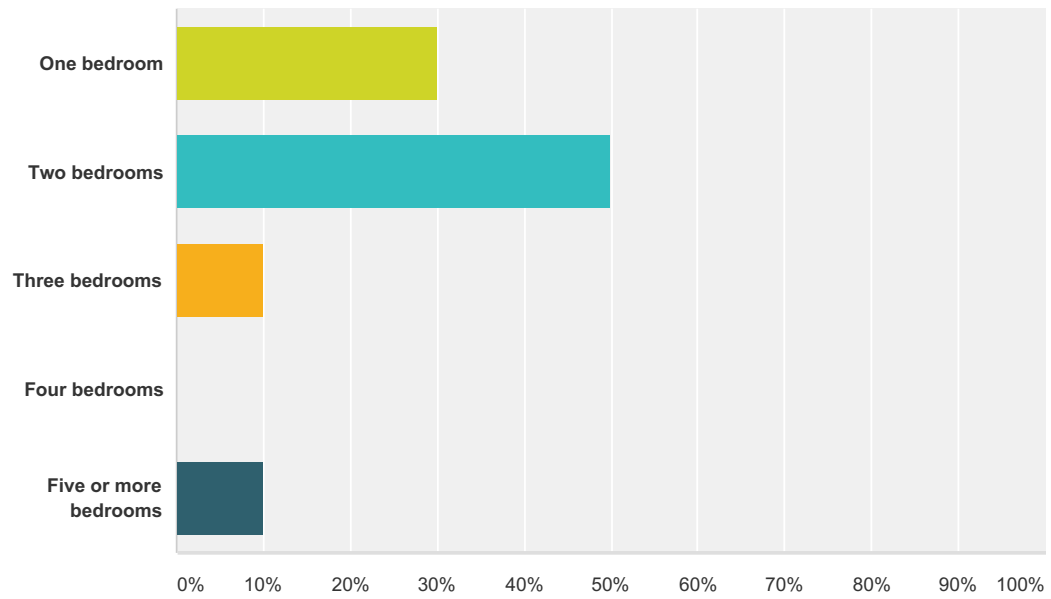
Answered: 10 Skipped: 97



Answer Choices	Responses
Yes	10.00% 1
No	80.00% 8
Don't know	10.00% 1
Total	10

Q13 What size of property would they need?

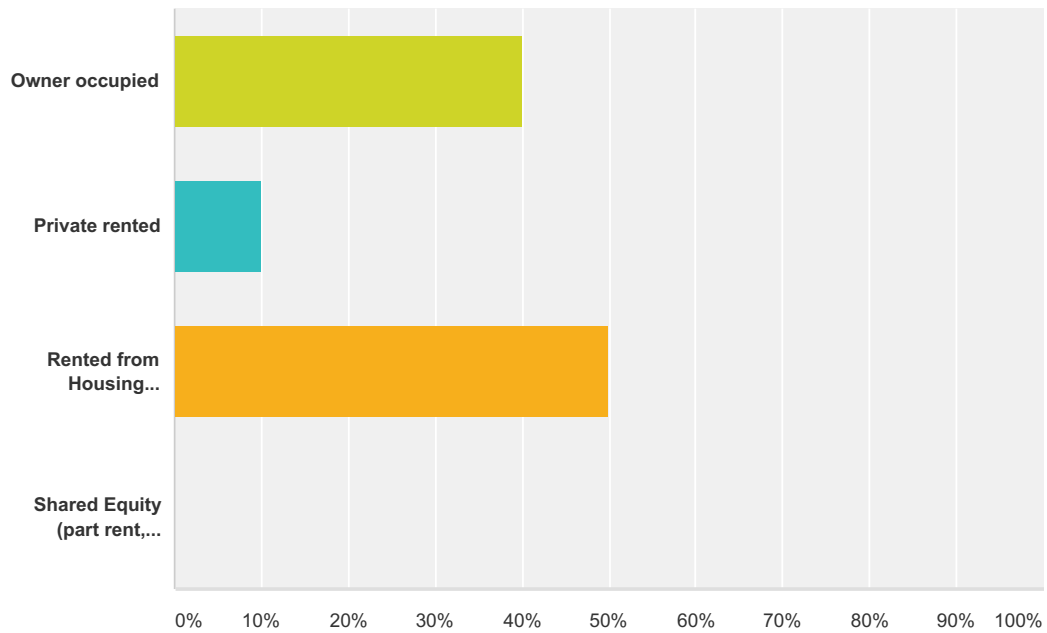
Answered: 10 Skipped: 97



Answer Choices	Responses	Count
One bedroom	30.00%	3
Two bedrooms	50.00%	5
Three bedrooms	10.00%	1
Four bedrooms	0.00%	0
Five or more bedrooms	10.00%	1
Total		10

Q14 What type of home are they ideally seeking (tick One)

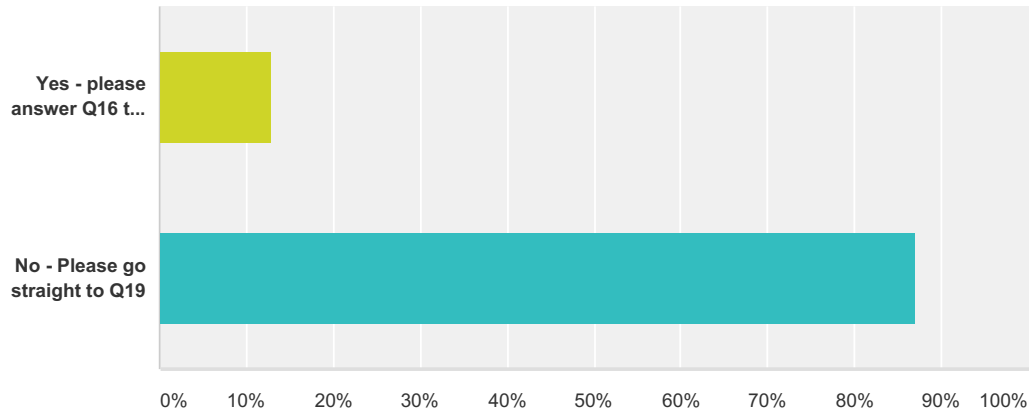
Answered: 10 Skipped: 97



Answer Choices	Responses
Owner occupied	40.00% 4
Private rented	10.00% 1
Rented from Housing Association	50.00% 5
Shared Equity (part rent, part purchase)	0.00% 0
Total	10

Q15 Is there anyone in your household who is not currently in need of their own home but is likely to want one in Hartley Wintney parish in the next five years? (eg a young adult who may leave home)

Answered: 100 Skipped: 7



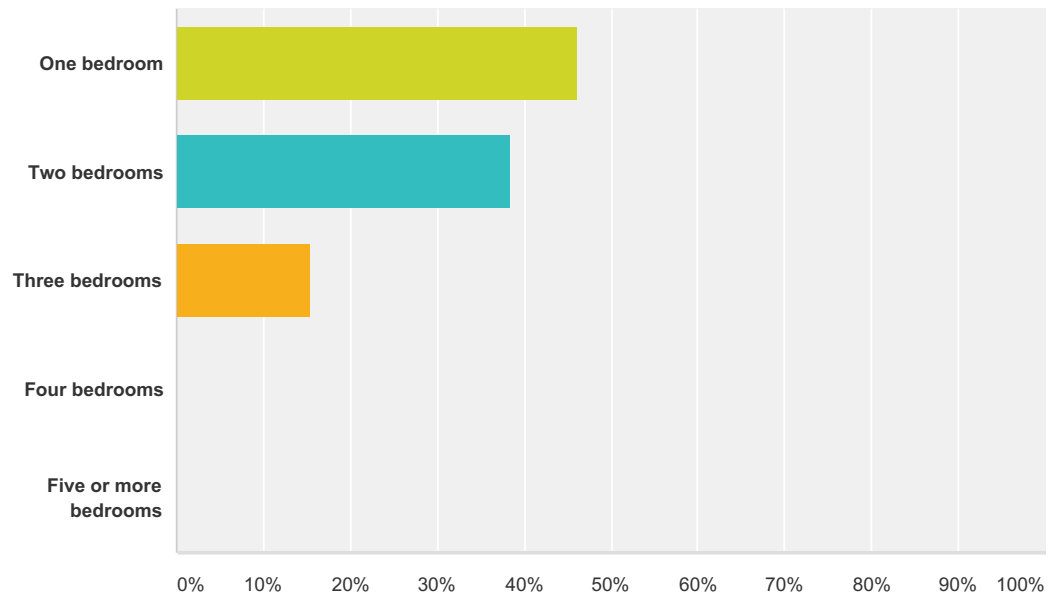
Answer Choices	Responses	
Yes - please answer Q16 to Q18	13.00%	13
No - Please go straight to Q19	87.00%	87
Total		100

Q16 If Yes, how many people are in this situation?

Answered: 12 Skipped: 95

Q17 What size of property would they ideally need? (Tick one)

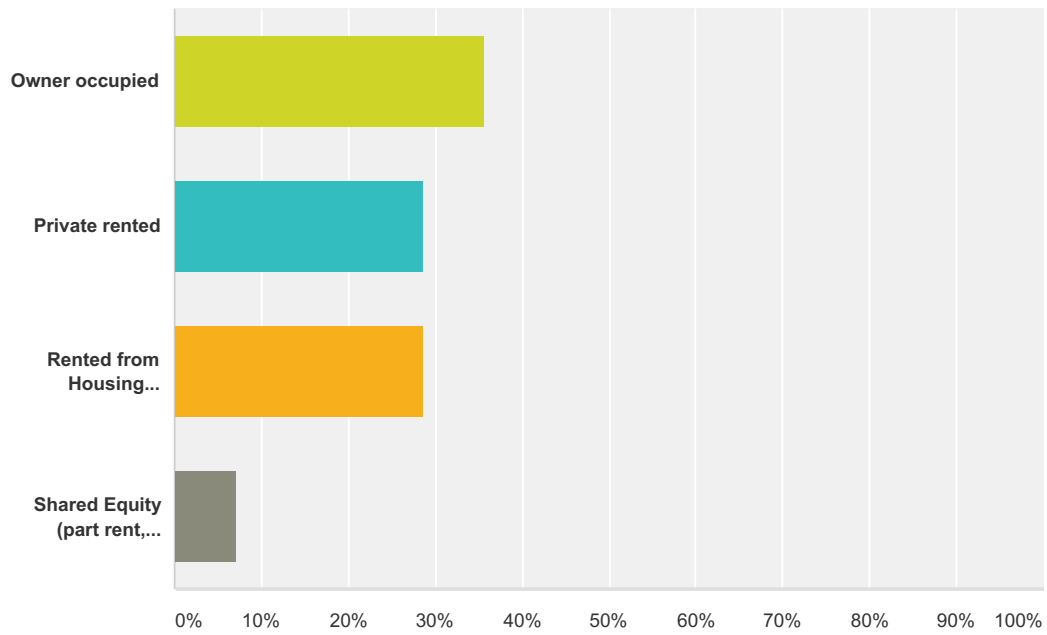
Answered: 13 Skipped: 94



Answer Choices	Responses	Count
One bedroom	46.15%	6
Two bedrooms	38.46%	5
Three bedrooms	15.38%	2
Four bedrooms	0.00%	0
Five or more bedrooms	0.00%	0
Total		13

Q18 What type of home are they likely to be seeking?

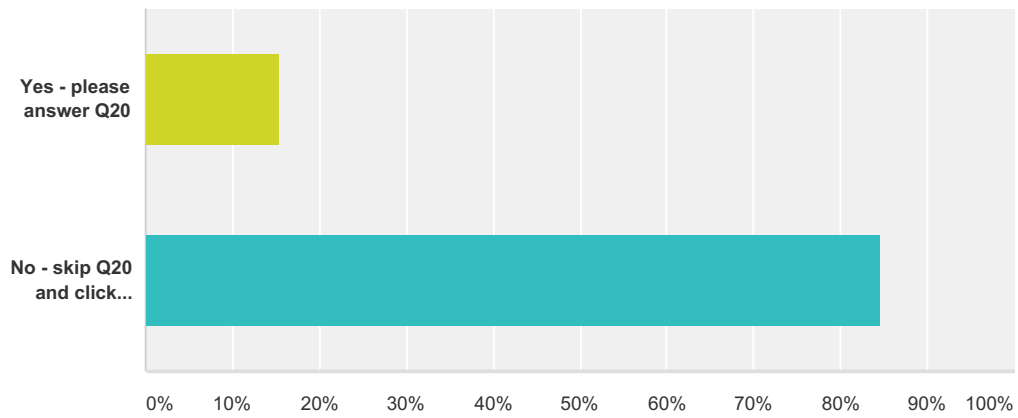
Answered: 14 Skipped: 93



Answer Choices	Responses	Count
Owner occupied	35.71%	5
Private rented	28.57%	4
Rented from Housing Association	28.57%	4
Shared Equity (part rent, part purchase)	7.14%	1
Total		14

Q19 Are you/members or your household looking to downsize?

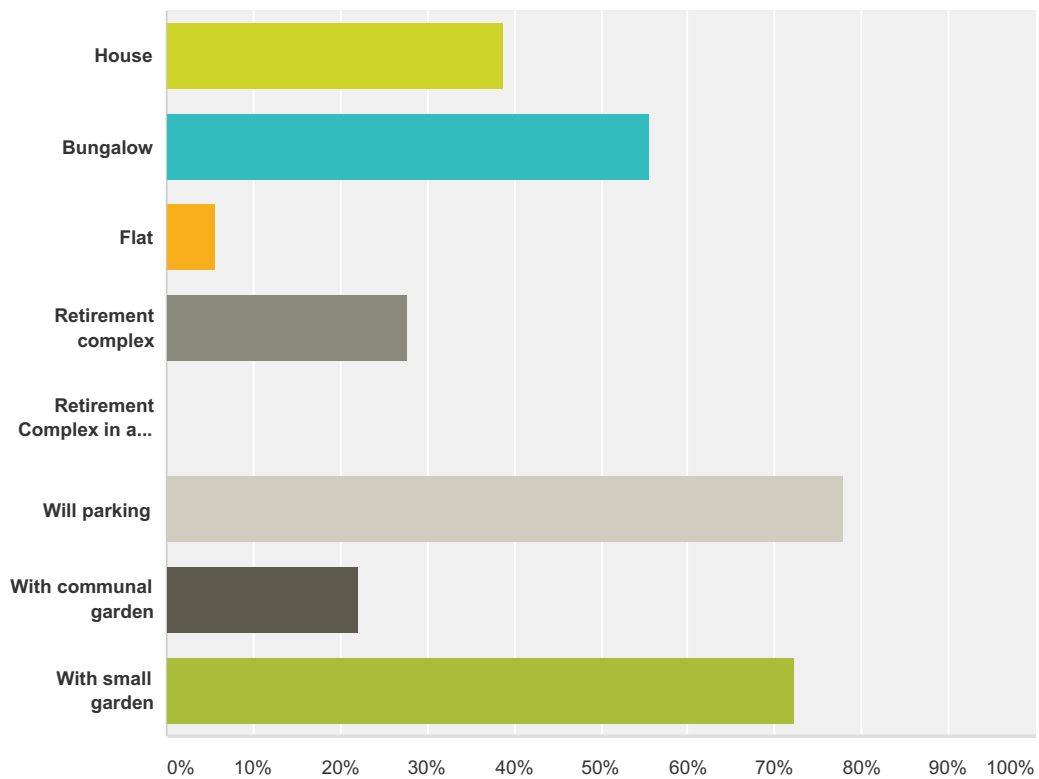
Answered: 104 Skipped: 3



Answer Choices	Responses	
Yes - please answer Q20	15.38%	16
No - skip Q20 and click 'next' at the bottom of the page	84.62%	88
Total		104

Q20 If Yes, what sort of property will you be seeking?

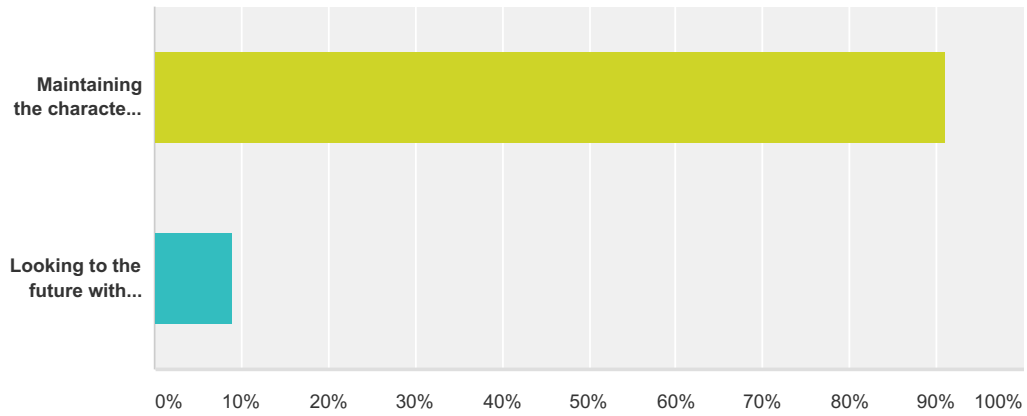
Answered: 18 Skipped: 89



Answer Choices	Responses
House	38.89% 7
Bungalow	55.56% 10
Flat	5.56% 1
Retirement complex	27.78% 5
Retirement Complex in a Mixed Age Community	0.00% 0
Will parking	77.78% 14
With communal garden	22.22% 4
With small garden	72.22% 13
Total Respondents: 18	

Q21 How do you see any future development in Hartley Wintney?

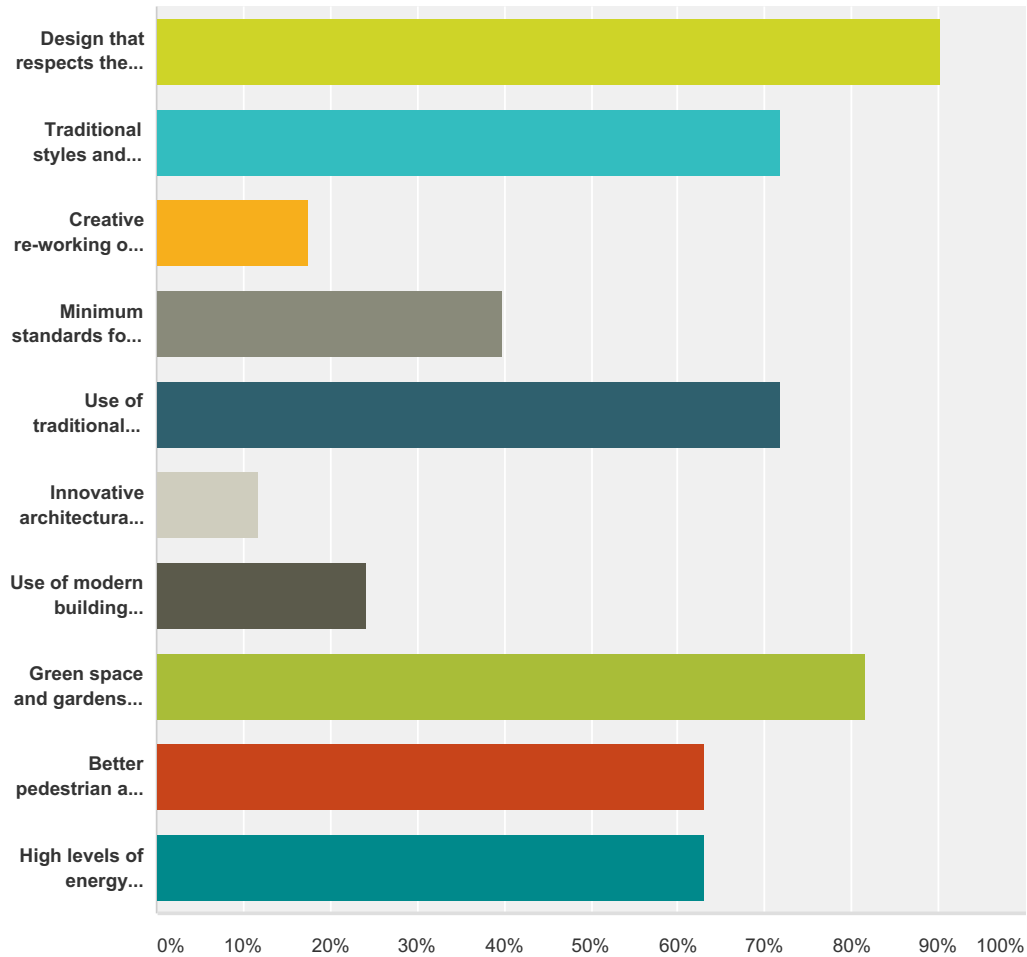
Answered: 101 Skipped: 6



Answer Choices	Responses
Maintaining the character and landscape of the village	91.09% 92
Looking to the future with modern materials and design	8.91% 9
Total	101

Q22 Which of the following are important to the future character and appearance of Hartley Wintney? (tick those you consider important)

Answered: 103 Skipped: 4



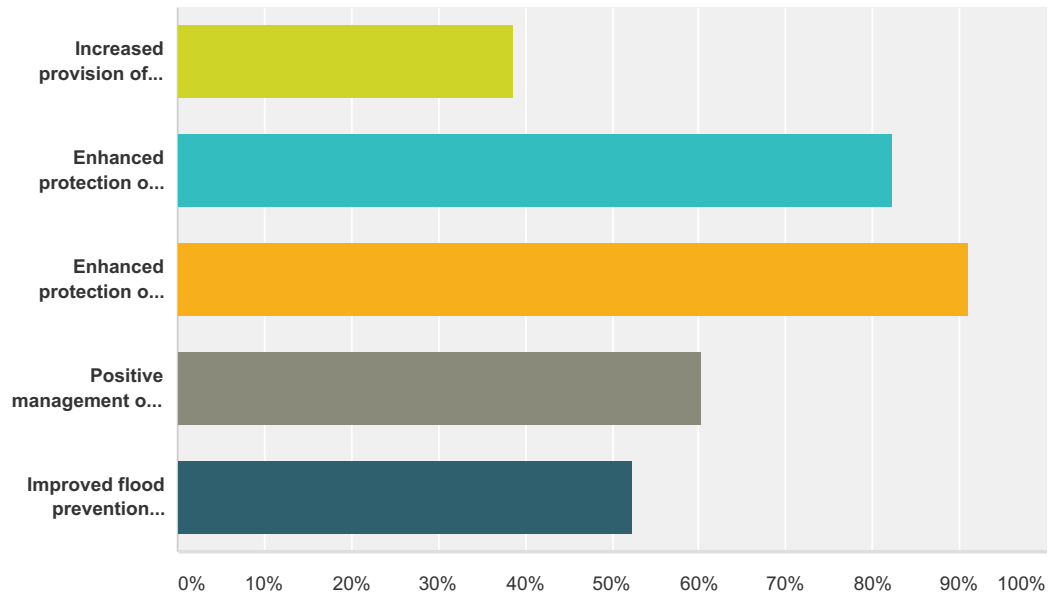
Answer Choices	Responses
Design that respects the scale of the existing street scene	90.29% 93
Traditional styles and scale of shop fronts	71.84% 74
Creative re-working of shop fronts	17.48% 18
Minimum standards for living space in dwellings	39.81% 41
Use of traditional local building styles	71.84% 74
Innovative architectural housing design	11.65% 12
Use of modern building materials in new buildings	24.27% 25
Green space and gardens within the settlements	81.55% 84
Better pedestrian and cycle access to the village centre	63.11% 65

Hartley Wintney Neighbourhood Plan - 2nd round of Consultation

High levels of energy conservation in new buildings	63.11%	65
Total Respondents: 103		

Q23 Which of the following should the Neighbourhood Plan be considering? (tick those that are important to you)

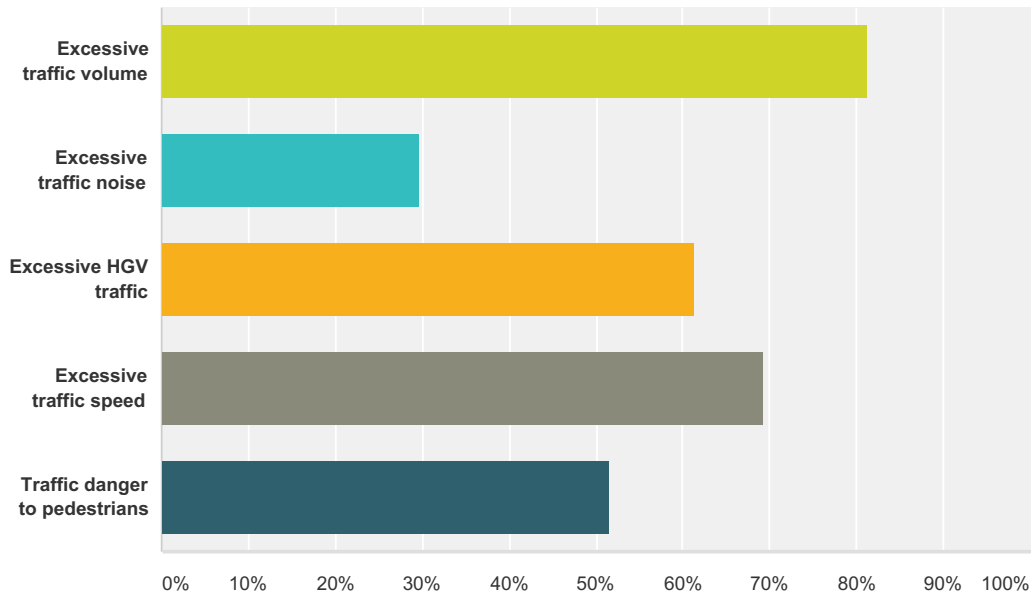
Answered: 101 Skipped: 6



Answer Choices	Responses
Increased provision of green space	38.61% 39
Enhanced protection of historic and natural features	82.18% 83
Enhanced protection of the landscape, views and vistas	91.09% 92
Positive management of the varied local wildlife	60.40% 61
Improved flood prevention measures	52.48% 53
Total Respondents: 101	

Q24 Which of the following aspects of road traffic in Hartley Wintney Parish give you concern? (Tick all those that do)

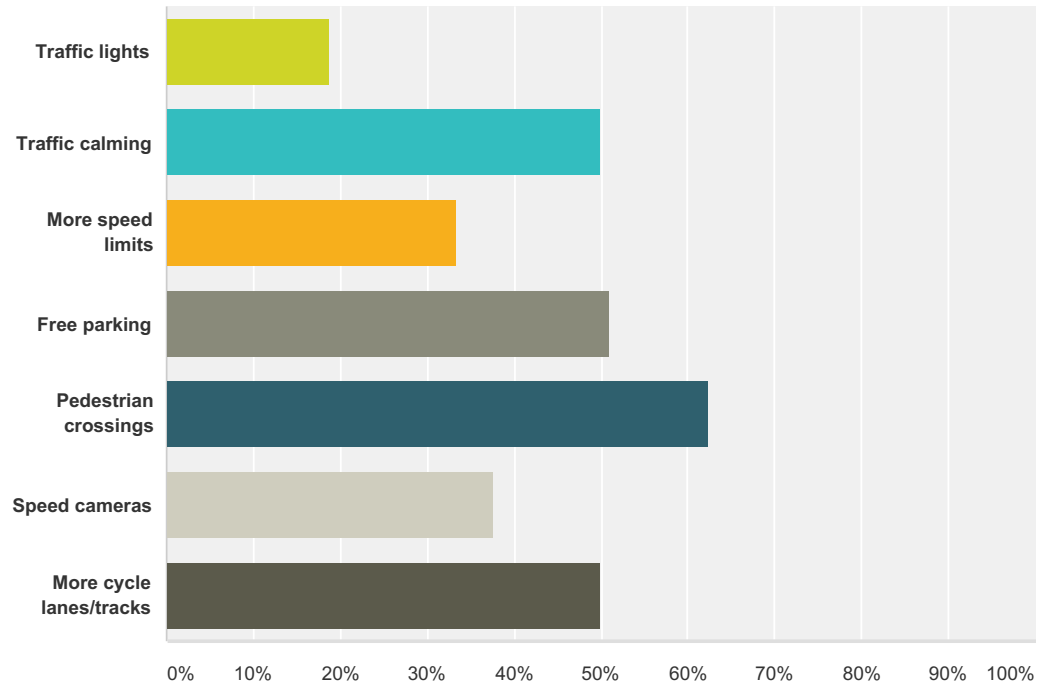
Answered: 101 Skipped: 6



Answer Choices	Responses
Excessive traffic volume	81.19% 82
Excessive traffic noise	29.70% 30
Excessive HGV traffic	61.39% 62
Excessive traffic speed	69.31% 70
Traffic danger to pedestrians	51.49% 52
Total Respondents: 101	

Q25 If you consider that traffic in Hartley Wintney is a problem what would you suggest the Plan should do to encourage improvements to the situation? (tick all that apply)

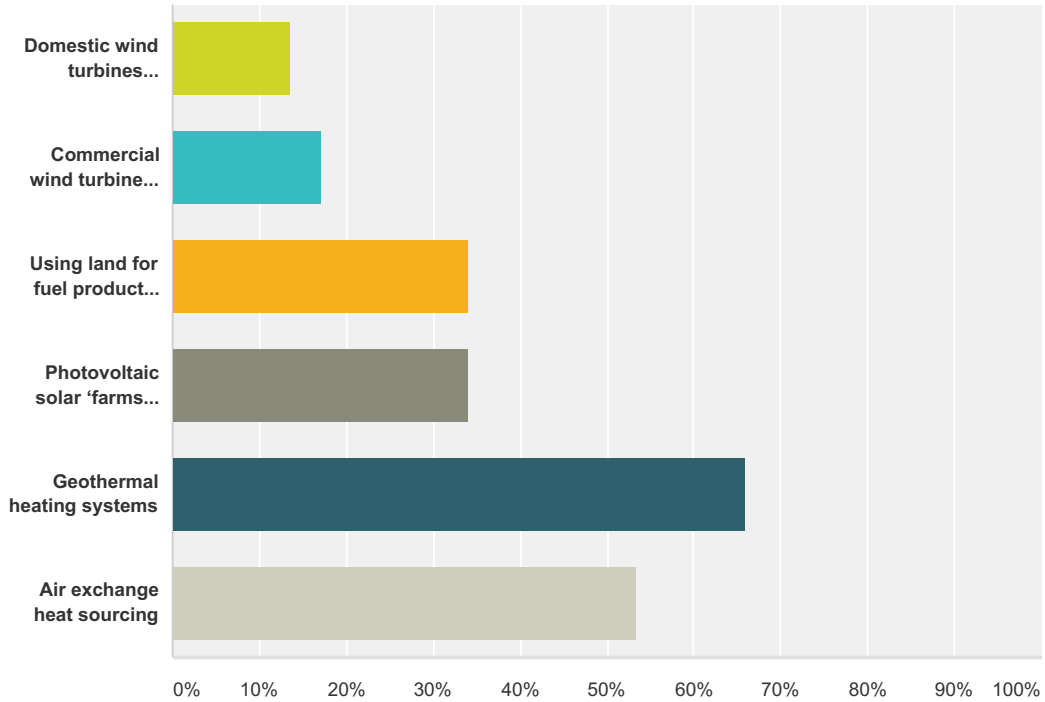
Answered: 96 Skipped: 11



Answer Choices	Responses	Count
Traffic lights	18.75%	18
Traffic calming	50.00%	48
More speed limits	33.33%	32
Free parking	51.04%	49
Pedestrian crossings	62.50%	60
Speed cameras	37.50%	36
More cycle lanes/tracks	50.00%	48
Total Respondents: 96		

Q26 Which of the following ways of producing local renewable energy should the plan encourage?

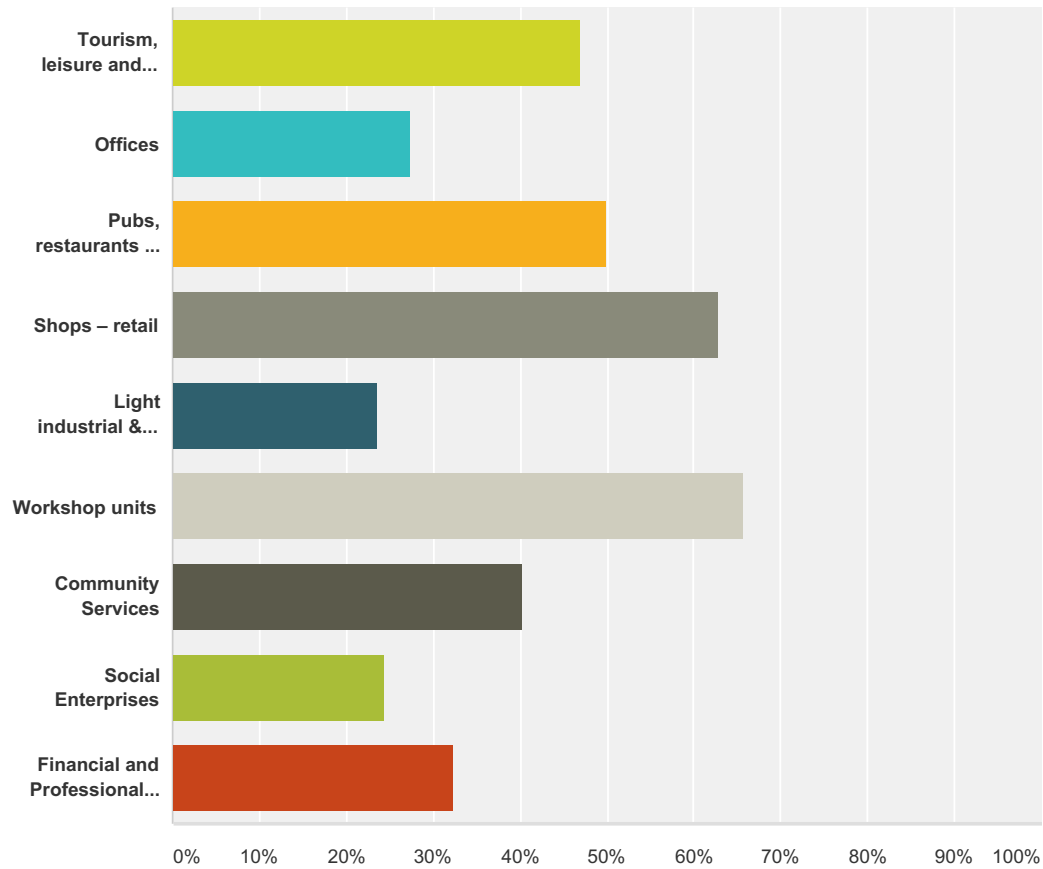
Answered: 88 Skipped: 19



Answer Choices	Responses
Domestic wind turbines powering a single home	13.64% 12
Commercial wind turbines powering many homes	17.05% 15
Using land for fuel production (eg wood, biomass)	34.09% 30
Photovoltaic solar 'farms' to generate electricity	34.09% 30
Geothermal heating systems	65.91% 58
Air exchange heat sourcing	53.41% 47
Total Respondents: 88	

Q27 What types of employment should the Plan seek to encourage? (Tick any that you would support)

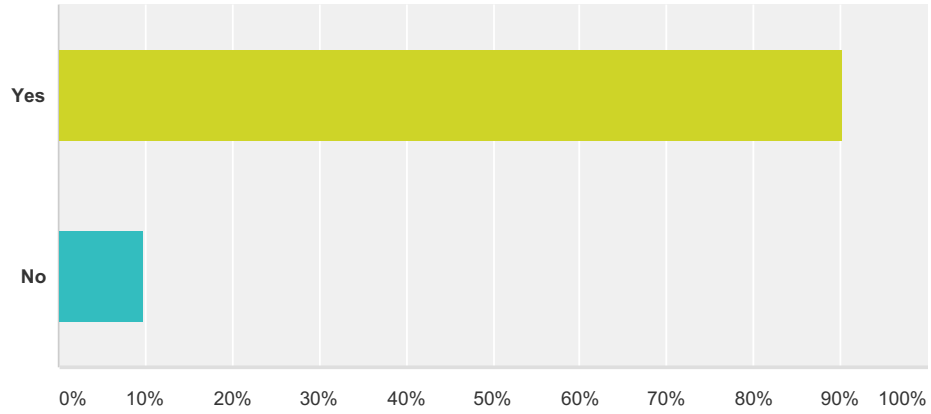
Answered: 102 Skipped: 5



Answer Choices	Responses	Count
Tourism, leisure and crafts	47.06%	48
Offices	27.45%	28
Pubs, restaurants and cafes	50.00%	51
Shops – retail	62.75%	64
Light industrial & manufacturing	23.53%	24
Workshop units	65.69%	67
Community Services	40.20%	41
Social Enterprises	24.51%	25
Financial and Professional services	32.35%	33
Total Respondents: 102		

Q28 Should the Neighbourhood Plan do more to identify opportunities to encourage local employment

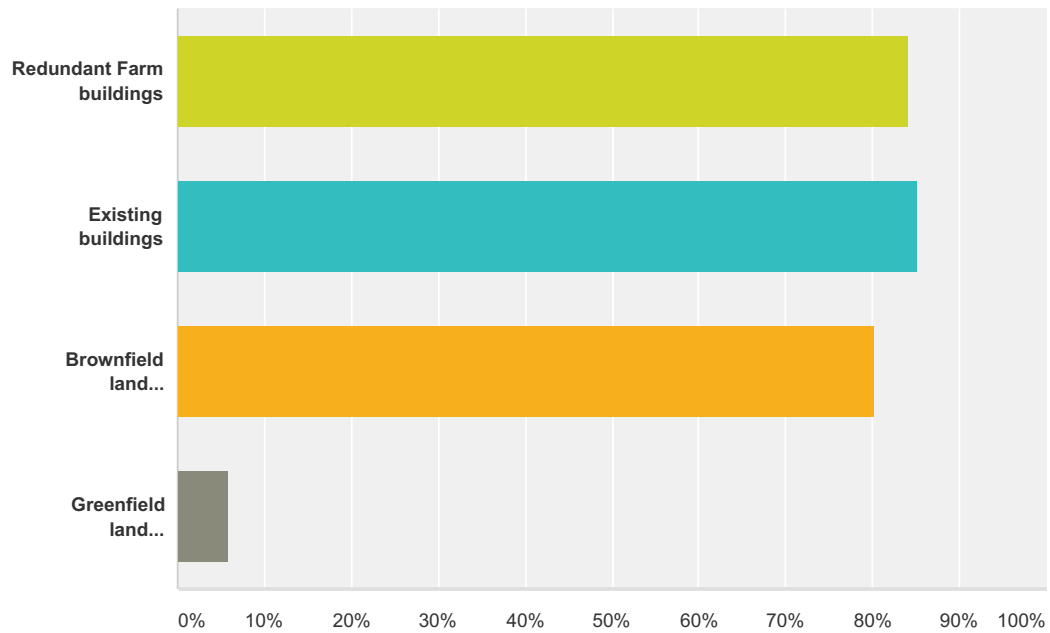
Answered: 101 Skipped: 6



Answer Choices	Responses
Yes	90.10% 91
No	9.90% 10
Total	101

Q29 Which types of site should be allocated for employment use? (tick any)

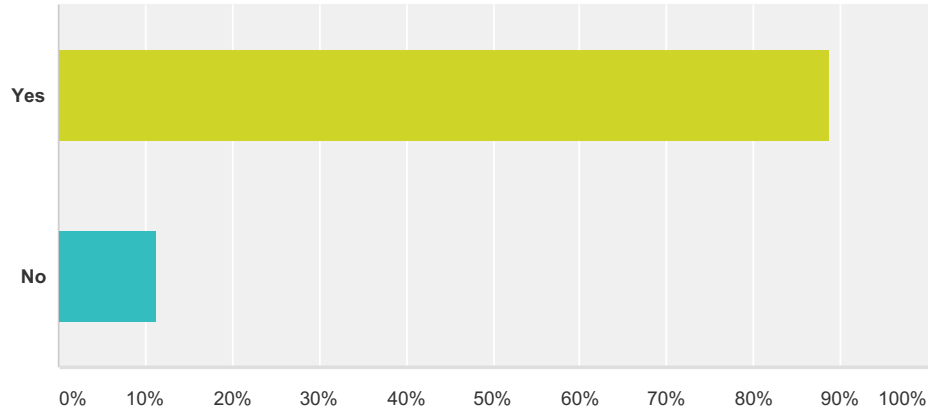
Answered: 101 Skipped: 6



Answer Choices	Responses
Redundant Farm buildings	84.16% 85
Existing buildings	85.15% 86
Brownfield land (developed)	80.20% 81
Greenfield land (undeveloped)	5.94% 6
Total Respondents: 101	

Q30 Should the Neighbourhood Plan include policies to encourage working from home?

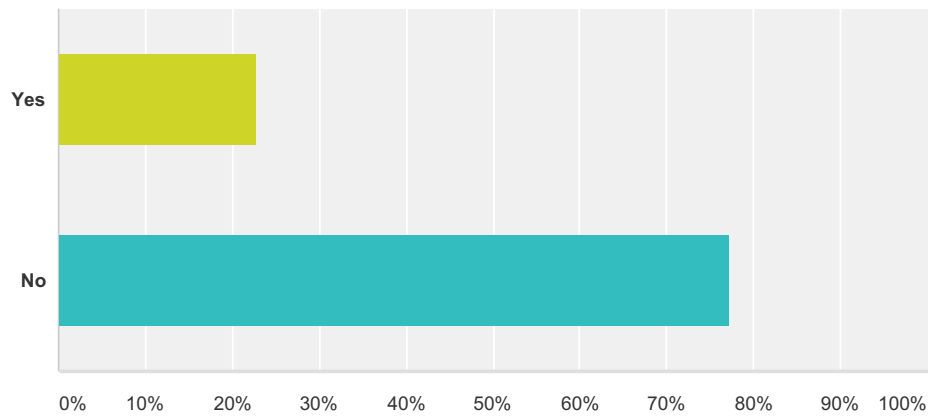
Answered: 98 Skipped: 9



Answer Choices	Responses	
Yes	88.78%	87
No	11.22%	11
Total		98

Q31 Is anyone in your household likely to seek local employment in the next 5 years?

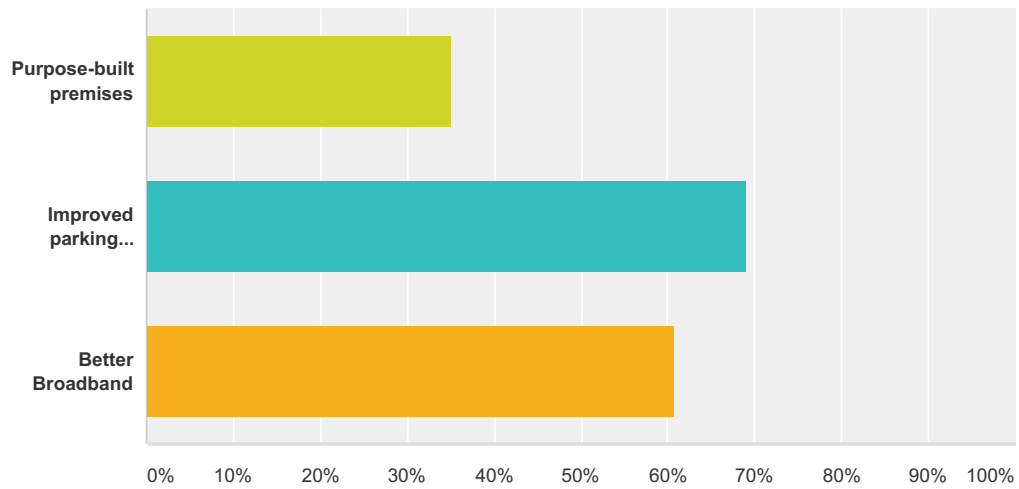
Answered: 101 Skipped: 6



Answer Choices	Responses
Yes	22.77% 23
No	77.23% 78
Total	101

Q32 What would encourage new businesses to locate in Hartley Wintney Parish?

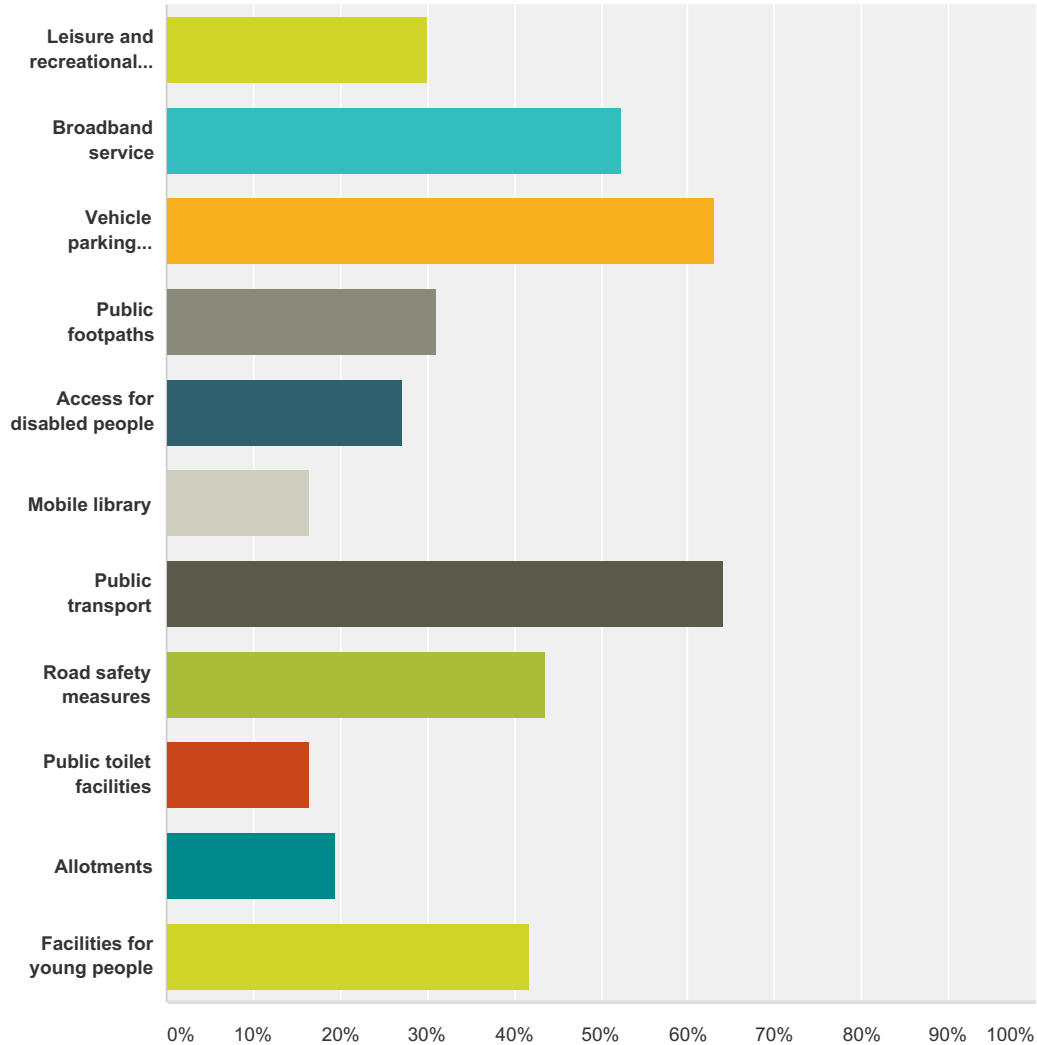
Answered: 97 Skipped: 10



Answer Choices	Responses
Purpose-built premises	35.05% 34
Improved parking provision	69.07% 67
Better Broadband	60.82% 59
Total Respondents: 97	

Q33 Which of the following do you think are in need of improvement? (Tick any that you consider important)

Answered: 103 Skipped: 4



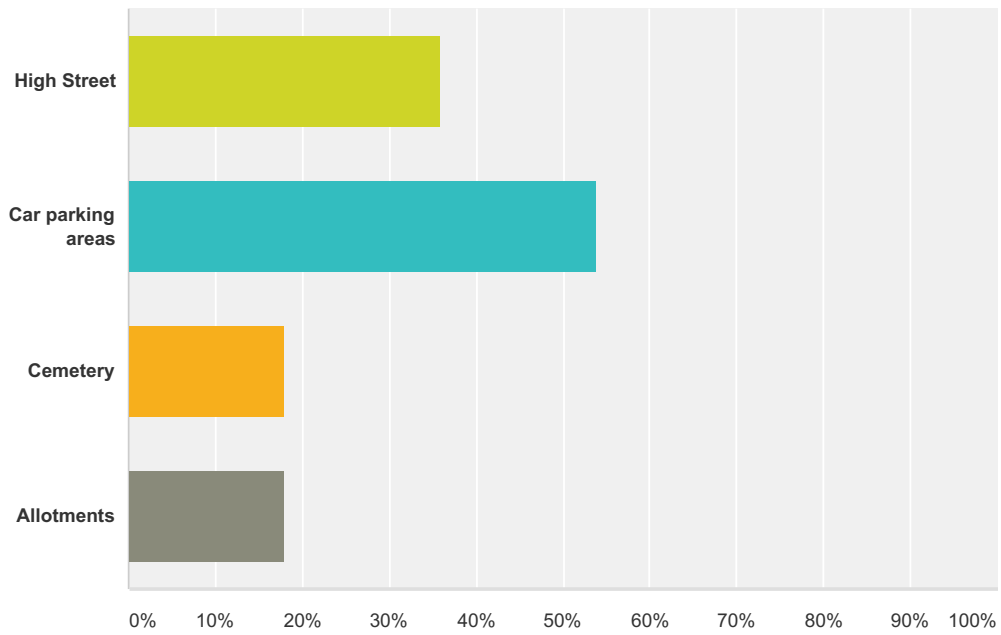
Answer Choices	Responses
Leisure and recreational facilities	30.10% 31
Broadband service	52.43% 54
Vehicle parking facilities	63.11% 65
Public footpaths	31.07% 32
Access for disabled people	27.18% 28
Mobile library	16.50% 17
Public transport	64.08% 66
Road safety measures	43.69% 45

Hartley Wintney Neighbourhood Plan - 2nd round of Consultation

Public toilet facilities	16.50%	17
Allotments	19.42%	20
Facilities for young people	41.75%	43
Total Respondents: 103		

Q34 If improved toilet facilities are needed, tell us where:

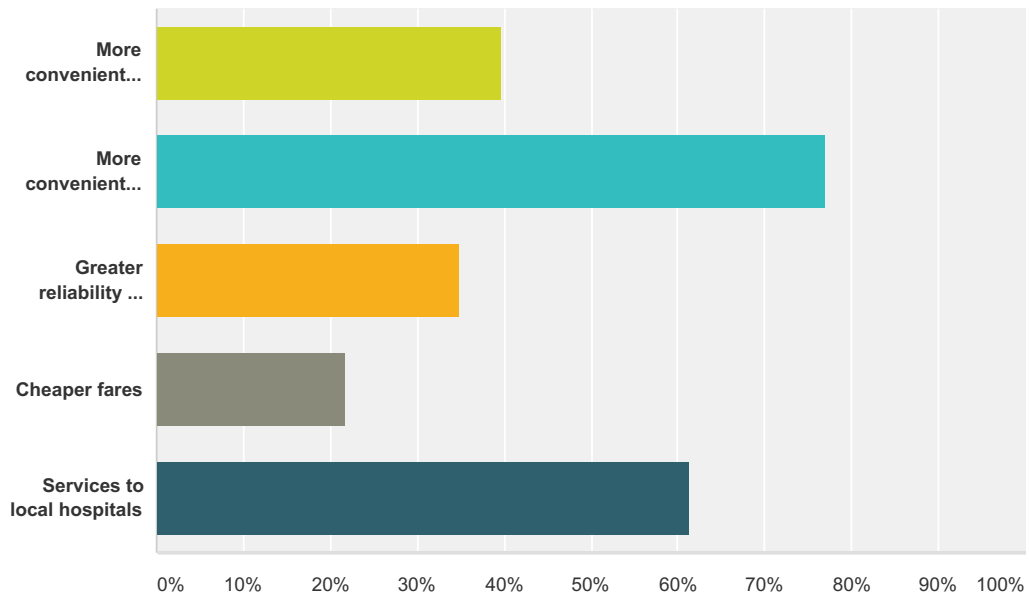
Answered: 39 Skipped: 68



Answer Choices	Responses
High Street	35.90% 14
Car parking areas	53.85% 21
Cemetery	17.95% 7
Allotments	17.95% 7
Total Respondents: 39	

Q35 If improved public transport is needed, tell us how it should be improved:

Answered: 83 Skipped: 24



Answer Choices	Responses
More convenient services	39.76% 33
More convenient services to Basingstoke, Camberley and Fleet	77.11% 64
Greater reliability of services	34.94% 29
Cheaper fares	21.69% 18
Services to local hospitals	61.45% 51
Total Respondents: 83	

Q36 If parking facilities need improving, please tell us how and where this could realistically be best achieved

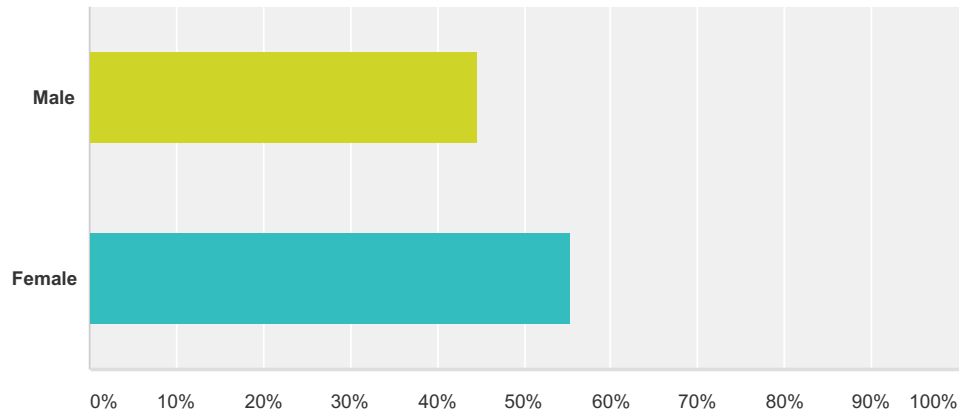
Answered: 46 Skipped: 61

Q37 If facilities for young people need improving, please say how and where this could realistically be achieved

Answered: 36 Skipped: 71

Q38 Are you:

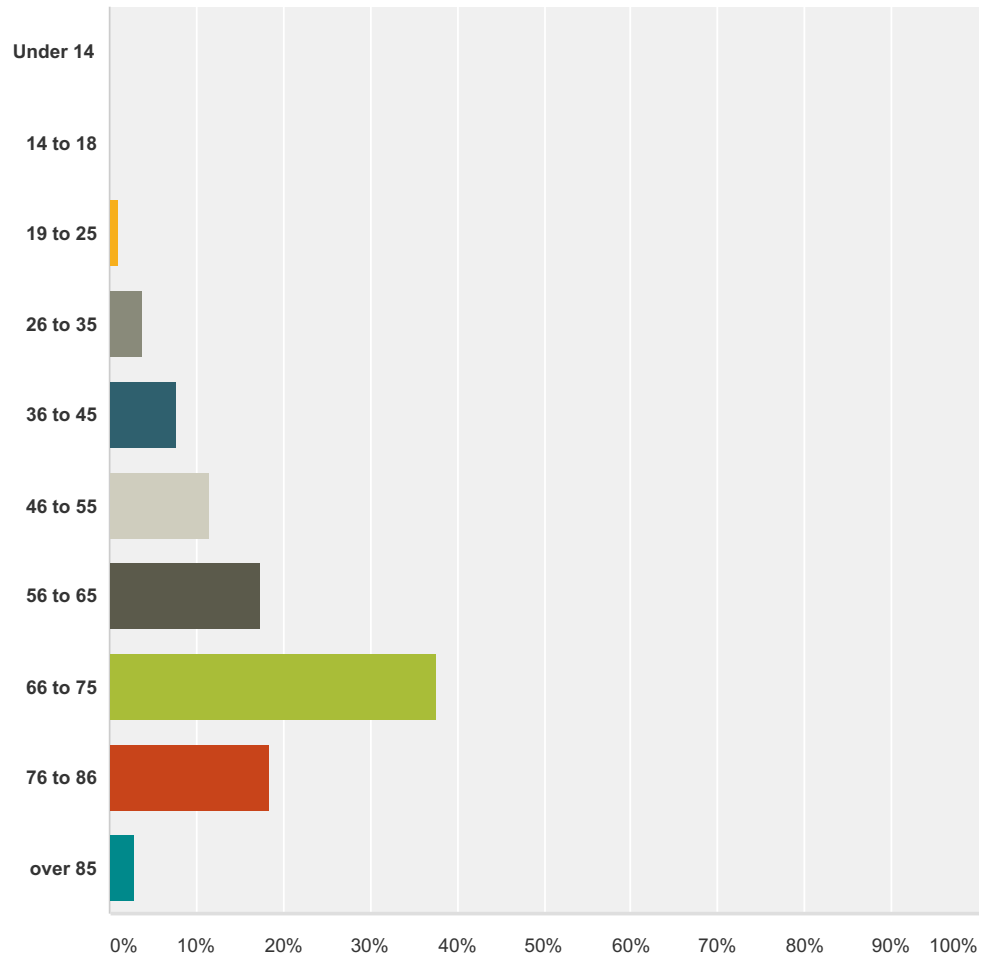
Answered: 103 Skipped: 4



Answer Choices	Responses	
Male	44.66%	46
Female	55.34%	57
Total		103

Q39 How old are you?

Answered: 104 Skipped: 3



Answer Choices	Responses	
Under 14	0.00%	0
14 to 18	0.00%	0
19 to 25	0.96%	1
26 to 35	3.85%	4
36 to 45	7.69%	8
46 to 55	11.54%	12
56 to 65	17.31%	18
66 to 75	37.50%	39
76 to 86	18.27%	19
over 85	2.88%	3
Total		104

**Q40 Please tell us the name of the road and
the postcode where you live**

Answered: 101 Skipped: 6

Q41 Please use the space below if you have any further comments about anything that has not been covered in the survey

Answered: 90 Skipped: 17